

ADDENDUM No. 2

Institute for Advanced Learning and Research
Conference Facility Renovations
150 Slayton Avenue Cyber Park
Danville, Virginia
Project no. 888-18231-000
July 29th, 2019

Please acknowledge receipt of this addendum on your bid proposal form.

GENERAL ITEMS:

Pre-Bid Meeting Items

Item No. 1: Specifications Section 11000 Summary section 1.9 Work Restrictions, C. Phased work:
Change Phase II timeline from sixty (60) consecutive calendar days to read as ninety (90) consecutive calendar days. Construction will still begin on March 1st.

Item No. 2: Contractor to review carefully the front end documentation as there are forms and sections that require signatures and submission as part of the bid proposal.

Item No. 3: Exhibit "I" – Contractor's Certification as to Licensure of Subcontractors form to be turned in w/Bid form or only if awarded?

Contractor shall only be required to turn this in if awarded the project.

Item No. 4: Audio Visual Drawings are online and can be provided as needed.

Specifications:

Item No. 5: Bid Form;

Please see revised bid form (enclosed on yellow paper as part of this addendum) Please disregard the one current in the specifications

Item No. 6: Specification Section 102226-2; Operable Partitions 2.1 Manufacturers, Products, and Operations;

Panelfold will be added as an acceptable manufacturer to provide the acoustical panels provided they can meet the current specifications. The suppliers will be required to provide a new track and discard the existing track in place. Refer to Bid form as the panel supplier will be asked to give a price for the panels as well as a price for the new track.

Drawings:

Item No. 7: Sheet A2.02 Great Hall Floor Pattern Plan and Finish

Refer to enclosed sketch sheets A2.02.2 for Carpet pattern designations and dimensions and addition of LVT in the catering corridor. Refer to A2.02.3 for relocation of the existing great hall acoustical panels to be relocated in the catering corridor. The remaining Panels shall be removed and given to the owner for their use.

Item No.8: Drywall reveals in Great Hall and Executive Auditorium

See enclosed detail (sketch) from Fry Reglet or approved equal for ½" reveal detail. Contractor to cut into existing wall in great hall to install reveal.

End of Addendum No. 2

P:\50100160\Construction\Addenda\07.29.2019 Interior IALR Conference Renovations Addendum No. 2.docx

EXHIBIT D

**Institute for Advanced Learning and Research
Conference Facility Renovations
Invitation to Bid No. 2019-07-01**

BID FORM

Project: IALR Conference Facility Renovations

To: Institute for Advanced Learning and Research
Attn: Procurement Office
Atrium Reception Desk/Procurement
150 Slayton Avenue
Danville, VA 24540

From: _____ (Bidder's Name & Address)

Date: _____

The Undersigned, having carefully examined the premises and conditions where the Work is to be performed and all matters referred to in the Instructions to Bidders and the other Contract Documents, including the Drawings and Specifications prepared by Dewberry Engineers Inc., proposes to perform all Work and provide all labor, materials, tools, equipment, and services required to complete the Project for the Base Bid of: _____ Dollars (\$ _____), in lawful money of the United States of America. All applicable federal and Commonwealth of Virginia taxes are included in the Base Bid. All local taxes, licenses and fees are included in the Base Bid.

Base Bid lump sum cost of: _____ Dollars
(\$ _____)

Breakout cost for the Operable partition cost as follows:

Cost of the partitions, removal of the existing partitions and installation of the new partitions.
_____ Dollars (\$ _____)

Cost of the removal and replacement of the existing track with new track to support partitions.
_____ Dollars (\$ _____)

We have included any required Bid Bond. We also have included signed and completed copies of the Invitation to Bid and Minority & Women-Owned Business, Small Business, and Service Disabled Veteran Business Certification Form with this Bid.

The following Addenda (if any) have been received and all requirements of those Addenda have been incorporated into the Base Bid:

1. Addendum # _____ Dated _____. Receipt Acknowledged: _____ (initials)
2. Addendum # _____ Dated _____. Receipt Acknowledged: _____ (initials)
3. Addendum # _____ Dated _____. Receipt Acknowledged: _____ (initials)
4. Addendum # _____ Dated _____. Receipt Acknowledged: _____ (initials)

EXHIBIT D

Bids containing any conditions, omissions, unexplained erasures, alterations or items not called for in the ITB, or irregularities of any kind, may be rejected by IALR as being nonresponsive. No changes are to be made to the Bid Form. Any changes to a Base Bid must be initialed by the person signing the Bid Form.

The attention of each Bidder is directed to Virginia Code sections 54.1-1100, et seq. which requires certain licenses for contractors, tradesmen, and others. Each Bidder is required to determine which license, if any, it is required to have under such sections. Complete the following:

1. Type/Class of Virginia Contractor License: _____
2. Virginia Contractor License No. _____

This offer shall be open to acceptance for sixty (60) days from the date bids are opened. If this bid is accepted by Owner within the time period stated above, we will:

1. Execute the Agreement within ten (10) days of receipt of Notice of Award.
2. Furnish any required performance and payment bonds within ten (10) days of receipt of Notice of Award.

This Bid is made subject to the terms and conditions contained in the Contract Documents. The Undersigned hereby agrees, if this Bid is accepted by IALR, to provide all Work for the Project in accordance with the Contract Documents for the firm, fixed price of the Base Bid stated above and in the required timeframe. If this Bid is accepted, we will obtain Substantial Completion of the Work in 120 consecutive calendar days from receipt of the Notice to Proceed and obtain Final Completion within 30 days of Substantial Completion of the Work.

The undersigned represents and warrants that s/he has read, understands, and agrees to all terms, conditions, and requirements of this Bid, and is authorized to Contract on behalf of firm named below.

NAME AND ADDRESS OF BIDDER:

DATE: _____

BY: _____

(SIGNATURE)

NAME: _____

(PLEASE PRINT)

EMAIL: _____ TITLE: _____

PHONE: _____

STATE CONTRACTOR'S LICENSE CLASS: _____

STATE CONTRACTOR'S LICENSE NUMBER: _____

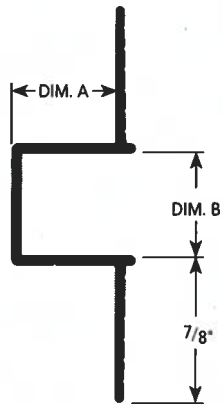
FEIN: _____

VIRGINIA SCC NUMBER (IF ANY): _____

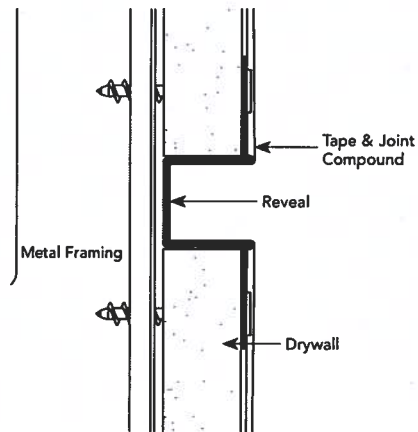
DA.1

PRODUCT DETAIL

REVEAL



INSTALLATION DETAIL / Cross Section



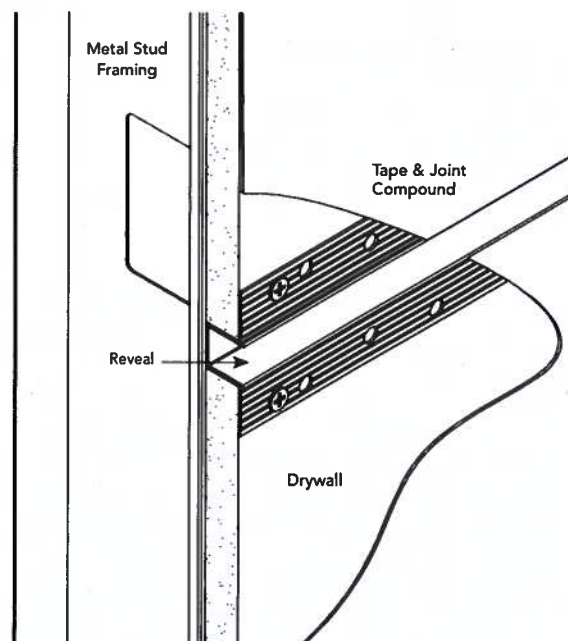
USAGE

Fry Reglet Reveal creates an attractive vertical or horizontal recessed reveal in drywall installations. Reveals can become a design element to enhance building interiors. Reveal widths from $\frac{1}{8}$ " to 6" for choice of design effects.

GUIDE SPECIFICATION

Where indicated on drawings, Fry Reglet Reveal, as manufactured by Fry Reglet Corporation, shall be installed. Aluminum shall be extruded alloy 6063 T5, with chemical conversion coating, clear anodized or other specified finish. Refer to finish section.

INSTALLATION DETAIL / ISO View



SIZES

DA.1

REVEAL

DIM. A REVEAL DEPTH	DIM. B REVEAL WIDTH	NUMBER	
		NON-VENTED	VENTED
1/4"	1/4"	DRM-25-25	--
1/2"	1/8"	DRM-50-125	--
1/2"	1/4"	DRM-50-25	--
1/2"	3/8"	DRM-50-375	--
1/2"	1/2"	DRM-50-50	DRM-50-V-50
1/2"	5/8"	DRM-50-625	DRM-50-V-625
1/2"	3/4"	DRM-50-75	DRM-50-V-75
1/2"	1"	DRM-50-100	DRM-50-V-100
1/2"	1 1/2"	DRM-50-150	DRM-50-V-150
1/2"	2"	DRM-50-200	DRM-50-V-200
1/2"	2 1/2"	DRM-50-250	DRM-50-V-250
1/2"	3"	DRM-50-300	DRM-50-V-300
1/2"	4"	DRM-50-400	DRM-50-V-400
5/8"	1/4"	DRM-625-25	--
5/8"	3/8"	DRM-625-375	--
5/8"	1/2"	DRM-625-50	DRM-625-V-50
5/8"	5/8"	DRM-625-625	DRM-625-V-625
5/8"	3/4"	DRM-625-75	DRM-625-V-75
5/8"	1"	DRM-625-100	DRM-625-V-100
5/8"	1 1/4"	DRM-625-1250	DRM-625-V-1250
5/8"	1 1/2"	DRM-625-150	DRM-625-V-150
5/8"	2"	DRM-625-200	DRM-625-V-200
5/8"	2 1/2"	DRM-625-250	DRM-625-V-250
5/8"	3"	DRM-625-300	DRM-625-V-300
5/8"	4"	DRM-625-400	DRM-625-V-400
5/8"	6"	DRM-625-600	DRM-625-V-600

RELOCATE EXISTING
AV CONTROLS
TO COMM ROOM 022

UP
UP

ELEVATOR
EQUIP. RM.
024

AUDIO/
VISUAL
024A

LOADING
AREA
025

PARTITION
STACK ROOM
026

ATRIUM
CORRIDOR
031

SALON A

SALON B

BREAKOUT
CONFERENCE
ROOM
032

ATRIUM
CORRIDOR
033

SALON C

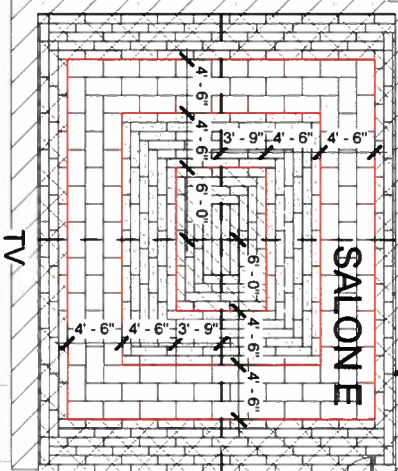
SALON D

BREAKOUT
CONFERENCE
ROOM
034

ATRIUM
CORRIDOR
035

CATERING CORRIDOR

1
2
3



INSTALL LVT THIS
DIRECTION, TYPICAL OF
HORIZONTAL/EAST TO WEST
OPERABLE PARTITIONS.
MITER CUTS AT CORNER

INSTALL LVT THIS
DIRECTION

INSTALL LVT FLOORING
WHERE THE CENTERLINE OF
THE OPERABLE WALL SHALL
FALL IN THE CENTERLINE OF
THE LVT PLANK. **ONE** LVT
PLANK SHALL BE INSTALLED
ON EACH SIDE OF THE
CENTER PLANK.

ROOM 030 GREAT HALL FLOOR PATTERN

Scale: 1/16" = 1'-0"



Dewberry Engineers Inc.
551 Piney Forest Road
Danville, VA 24540
434.797.4497
434.797.4341 Fax

Subject: GREAT HALL FLOOR PATTERN PLAN AND FINISH LIST

Project: CONFERENCE FACILITY RENOVATIONS

FINISH LIST - GREAT HALL

WALLS:

PAINT - SATIN FINISH, BASED ON SHERWIN WILLIAMS COLORS
PNT1: SW7037 BALANCED BEIGE
PNT2: SW7036 ACCESSIBLE BEIGE
PNT3: SW7504 KMYSTONE GRAY
PNT4: SW6244 NAVAL

CEILING - EXISTING GPDW BULKHEAD & SOFFIT:

CPNT1: SW7046 ANONYMOUS

HOLLOW METAL TRIM COLOR: SW7046 ANONYMOUS, SEMI GLOSS FINISH

FLOORING: (ALL SALONS RECEIVE SAME PATTERN)

CARPET: SHAW CONTRACT - COLOR AT PLAY
CPT1: VALUE - BLACK BROWN 07752
CPT2: VALUE - CHARCOAL BROWN 07555
CPT3: ACHROMATIC - BEIGE 07155
CPT4: VALUE - BEIGE SILVER 07155

LVT:

SHAW CONTRACT - UNITE
STYLE: COVE
COLOR: POUR 27530

RUBBERBASE: JOHNSONITE MILLWORK

TYPE: MONUMENT 4"
COLOR: TB1 PEPPERCORN

OPERABLE WALL:

IMPACT RESISTANT VINYL UP TO 8-
MANUFACTURER: WOLF GORDON
PATTERN: SAHARA SILK
COLOR: MEKNES
COLOR NUMBER: P3T-60010
VINYL - (MIDDLE AREA) -
MANUFACTURER: MODERNFOLD
PATTERN: KASHI
COLOR: SILVER FAN
COLOR NUMBER: 444H
TOP VINYL -
MANUFACTURER: SKYFOLD
PATTERN NUMBER: SKY-307

FABRIC ACOUSTICAL PANELS:

PANEL FABRIC 1:
MANUFACTURER: EYKON
PATTERN NAME: ZOETIC
COLOR: NIMBLE CLOUD
PATTERN NUMBER: UHV-ZC-01
PANEL FABRIC 2:
MANUFACTURER: DESIGN TEX
PATTERN NAME: LINEN LIKE
COLOR: COOL GREY
PATTERN NUMBER: 3928-802

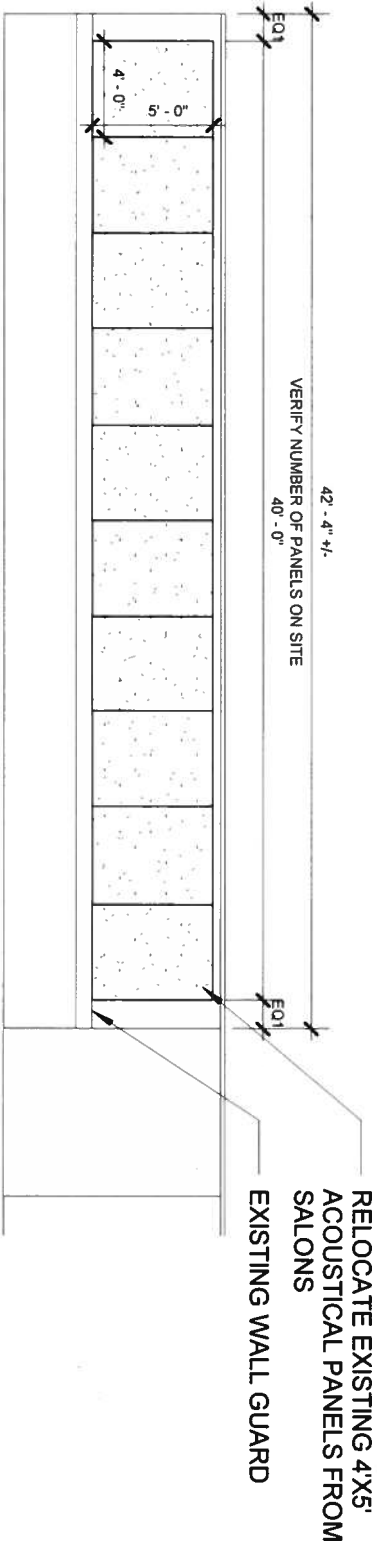
Date:
07/26/19

Scale:
As indicated

Project No.:
50100160

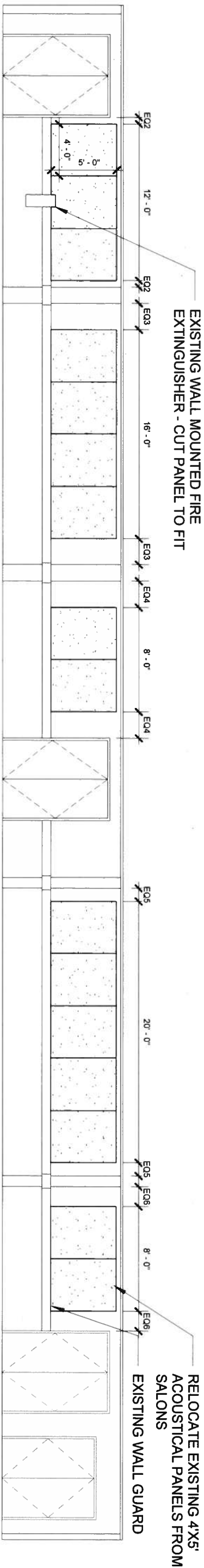
Revision:

Sketch No.:
A2.02.2




CORRIDOR INTERIOR ELEVATION 2

Scale: 1/8" = 1'-0"



CORRIDOR INTERIOR ELEVATION

Scale: 1/8" = 1'-0"

<div>Dewberry[®]</div> <div>Dewberry Engineers Inc. 551 Piney Forest Road Danville, VA 24540 434.797.4497 434.797.4341 Fax</div>	Subject:		CORRIDOR INTERIOR ELEVATIONS - RELOCATION OF EXISTING PANELS	
	Project:		CONFERENCE FACILITY RENOVATIONS	
	Date:	07/26/19	Revision:	Sketch No.:
Scale:		1/8" = 1'-0"	Drawing No.:	A2.02.3
Project No.:		50100160		